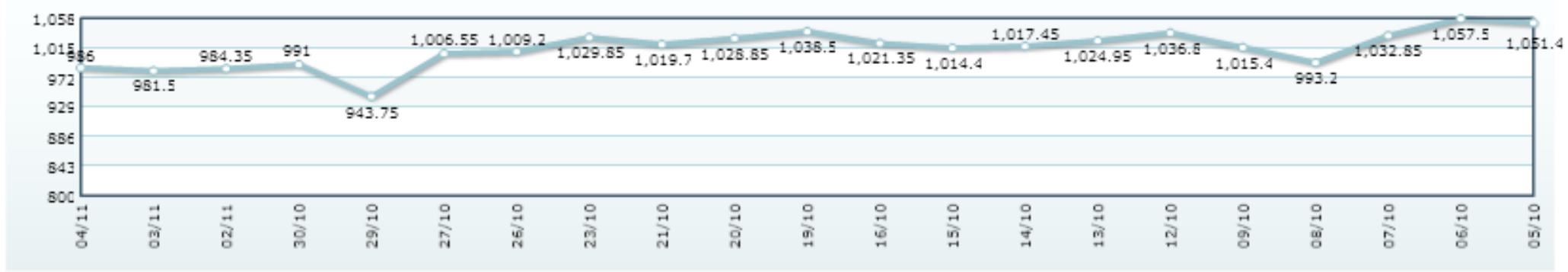
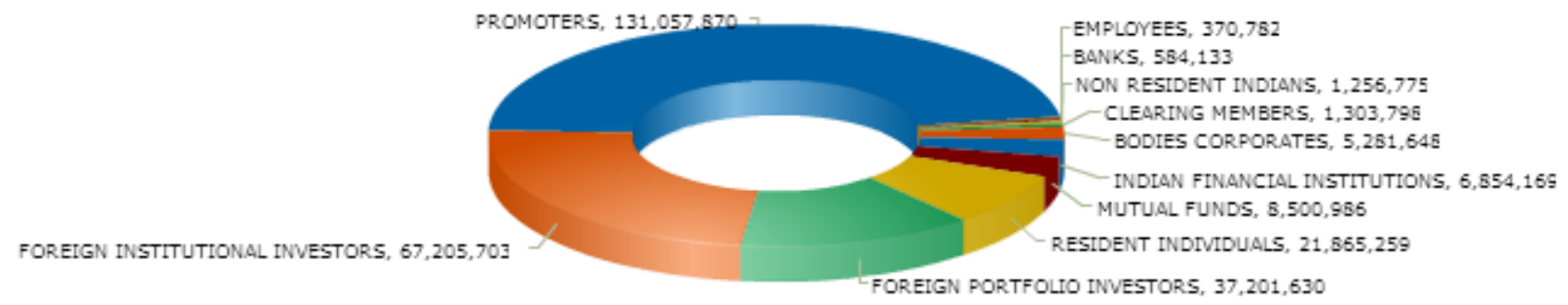


Shareholder ID

XYZ LTD  
India





Foreign Institutional Investors

[List of FIIs Holdings](#)

[Geographical Spread](#)

[Shareholders Concentration](#)

[Style Distribution Week on Week](#)

Analytics

[FIIs with Beneficial Owner Linkage](#)

[Investment Style](#)

[Entries & Exits](#)

[Buyers & Sellers](#)

## List of FIIs, Holdings

Select All

Select None

 Holding % (Percentage) City Country Investor Type Style

Go

Download

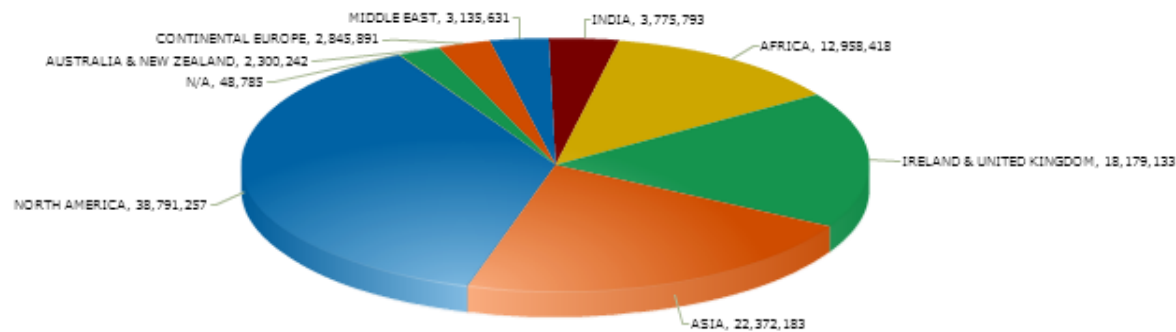
	FII	Holding	Percentage	City	Country	Investor Type	Style
1	ABERDEEN ASSET MANAGEMENT	21,915	0.01	EDINBURGH	UNITED KINGDOM	INSTITUTION	VALUE
2	ABU DHABI INVESTMENT AUTHORITY	3,106,145	1.15	ABU DHABI	UNITED ARAB EMIRATES	INSTITUTION	VALUE
3	ADAMANT BIOMEDICAL INVESTMENTS AG	283,000	0.10	ZURICH	SWITZERLAND	INSTITUTION	GROWTH
4	ALASKA PERMANENT FUND	149,797	0.06	JUNEAU, AK	UNITED STATES	INSTITUTION	INDEX
5	ALBERTA TEACHERS RETIREMENT FUND BOARD	158,300	0.06	EDMONTON, AB	CANADA	INSTITUTION	VALUE
6	ALLIANCEBERNSTEIN LTD.	599,679	0.21	LONDON	UNITED KINGDOM	INSTITUTION	VALUE
7	ALQUITY INVESTMENT MANAGEMENT LIMITED	7,350	0.00	LONDON	UNITED KINGDOM	INSTITUTION	VALUE
8	ALTA SKLADI D.D.	13,770	0.00	LJUBLJANA	SLOVENIA	INSTITUTION	VALUE
9	AMP CAPITAL INVESTORS LIMITED	222,530	0.08	SYDNEY, NSW	AUSTRALIA	INSTITUTION	VALUE
10	AMUNDI ASSET MANAGEMENT SINGAPORE LTD.	763,567	0.26	SINGAPORE	SINGAPORE	INSTITUTION	GARP
11	ANDRA AP-FONDEN	29,092	0.01	STOCKHOLM	SWEDEN	INSTITUTION	VALUE
12	ANDRA AP-FONDEN	113,133	0.04	STOCKHOLM	SWEDEN	INSTITUTION	GROWTH

## FIIs With Beneficial Owner Linkage


 Benf.Owner
  Holding
  % (Percentage)
  City
  Contact Person
  eMail
  Phone
  Country
  Style
 
 Download

	FII	Custodian	Benf.Owner	Holding	Percentage	City	Contact Person	e-Mail	Phone	Country	Style
1	ABU DHABI INVESTMENT AUTHORITY	JPMORGAN CHASE BANK NA	ABU DHABI INVESTMENT AUTHORITY - GULAB	1,928,325	0.71	ABU DHABI	VIRGINIE AFOTA	VIRGINIE.AFOTA@ADIA.AE	(971) 2-415-0000	UNITED ARAB EMIRATES	VALUE
		JPMORGAN CHASE BANK NA	ABU DHABI INVESTMENT AUTHORITY - MONSOON	728,995	0.27	ABU DHABI	VIRGINIE AFOTA	VIRGINIE.AFOTA@ADIA.AE	(971) 2-415-0000	UNITED ARAB EMIRATES	VALUE
		JPMORGAN CHASE BANK NA	ABU DHABI INVESTMENT AUTHORITY - PEACOCK	322,407	0.12	ABU DHABI	VIRGINIE AFOTA	VIRGINIE.AFOTA@ADIA.AE	(971) 2-415-0000	UNITED ARAB EMIRATES	VALUE
		JPMORGAN CHASE BANK NA	ABU DHABI INVESTMENT AUTHORITY - INDENT	77,366	0.03	ABU DHABI	VIRGINIE AFOTA	VIRGINIE.AFOTA@ADIA.AE	(971) 2-415-0000	UNITED ARAB EMIRATES	VALUE
		JPMORGAN CHASE BANK NA	ABU DHABI INVESTMENT AUTHORITY - FUNDAQ	35,052	0.01	ABU DHABI	VIRGINIE AFOTA	VIRGINIE.AFOTA@ADIA.AE	(971) 2-415-0000	UNITED ARAB EMIRATES	VALUE

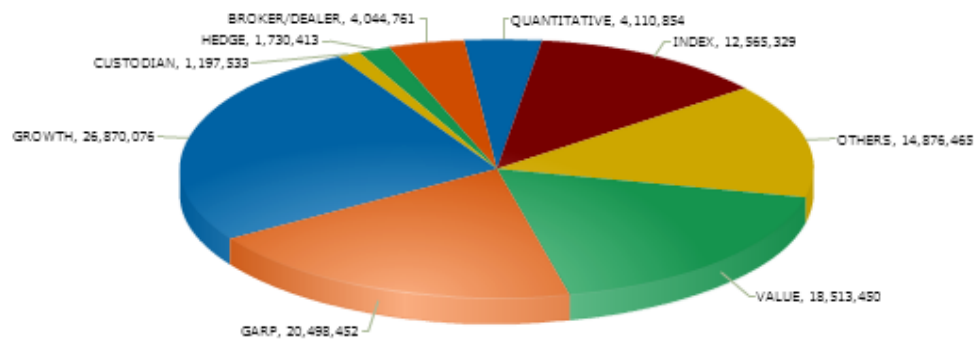
## Geographical Spread



Download

	Region	No. of Beneficiary Owners	No. of FII(s)	Shares Held	Percentage
1	<a href="#">NORTH AMERICA</a>	213	56	38,791,257	14.34
2	<a href="#">ASIA</a>	122	39	22,372,183	8.14
3	<a href="#">IRELAND &amp; UNITED KINGDOM</a>	95	27	18,179,133	6.64
4	<a href="#">AFRICA</a>	15	15	12,958,418	4.77
5	<a href="#">INDIA</a>	8	6	3,775,793	1.40
6	<a href="#">MIDDLE EAST</a>	9	4	3,135,631	1.16
7	<a href="#">CONTINENTAL EUROPE</a>	26	23	2,845,891	1.02
8	<a href="#">AUSTRALIA &amp; NEW ZEALAND</a>	9	8	2,300,242	0.86
9	<a href="#">NA</a>	1	1	48,785	0.02
	TOTAL	498	179	104,407,333	38.35

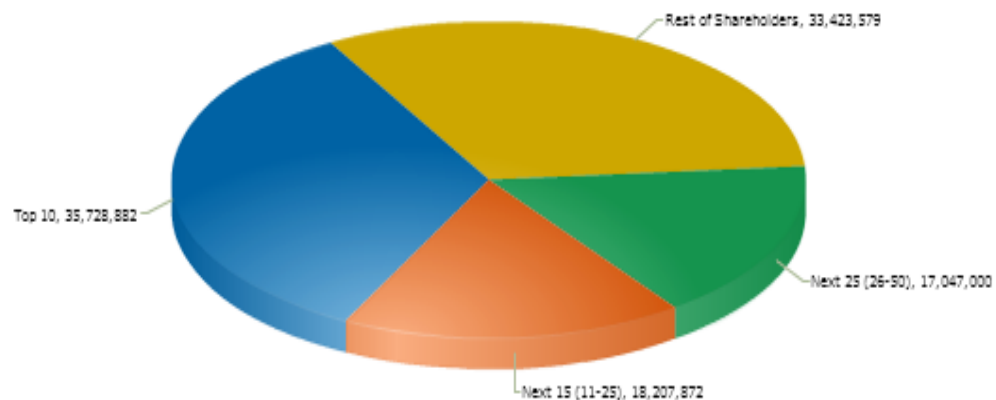
## FIIs By Style Distribution



Download

	Style	No. of FII(s)	No. of Beneficiary Owners	Shares Held	Percentage
1	<a href="#">GROWTH</a>	50	133	26,870,076	9.91
2	<a href="#">GARP</a>	23	67	20,498,452	7.56
3	<a href="#">VALUE</a>	45	117	18,513,450	6.78
4	<a href="#">OTHERS</a>	23	29	14,876,465	5.46
5	<a href="#">INDEX</a>	11	84	12,565,329	4.57
6	<a href="#">QUANTITATIVE</a>	5	31	4,110,854	1.50
7	<a href="#">BROKER/DEALER</a>	14	14	4,044,761	1.48
8	<a href="#">HEDGE</a>	8	9	1,730,413	0.64
9	<a href="#">CUSTODIAN</a>	1	14	1,197,533	0.45
	<b>TOTAL</b>	<b>180</b>	<b>498</b>	<b>104,407,333</b>	<b>38.35</b>

## Shareholder Concentration



Download

	Remarks	No. of FII(s)	No. of Beneficiary Owners	Shares Held	Percentage
1	TOP 10	10	<u>10</u>	35,728,882	34.22
2	NEXT 15 (11-25)	14	<u>15</u>	18,207,872	17.44
3	NEXT 25 (26-50)	20	<u>25</u>	17,047,000	16.33
4	REST OF SHAREHOLDERS	165	<u>448</u>	33,423,579	32.01
TOTAL			498	104,407,333	100.00



## Entries &amp; Exits - FII

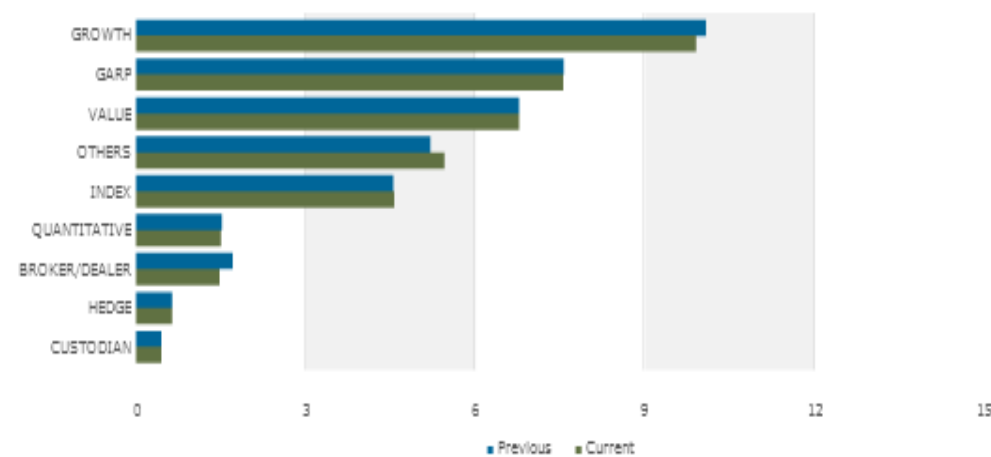
 Entry  Exit

	FII	Shares
1	<a href="#">RUSSELL INVESTMENTS</a>	123,959
2	<a href="#">EXCEL FUNDS MANAGEMENT INC.</a>	29,280
3	<a href="#">FONDS DE COMPENSATION AVS</a>	12,948
4	<a href="#">LOMBARD ODIER DARIER HENTSCH &amp; CIE</a>	11,406
5	<a href="#">SHELL ASSET MANAGEMENT COMPANY</a>	10,261
6	<a href="#">BIRLA SUN LIFE ASSET MANAGEMENT COMPANY LTD</a>	8,900
7	<a href="#">NEW HORIZON WEALTH MANAGEMENT PRIVATE LIMITED</a>	3,500
TOTAL		200,254

 Download

## FIIs -Style Distribution (Week on Week)

	Style	% Current Week-30/10/2015	% Previous Week-23/10/2015
1	GROWTH	9.91	10.08
2	GARP	7.56	7.57
3	VALUE	6.78	6.78
4	OTHERS	5.46	5.21
5	INDEX	4.57	4.55
6	QUANTITATIVE	1.50	1.52
7	BROKER/DEALER	1.48	1.71
8	HEDGE	0.64	0.64
9	CUSTODIAN	0.45	0.45
<b>TOTAL</b>		<b>38.35</b>	<b>38.51</b>



## Buyers &amp; Sellers - FII

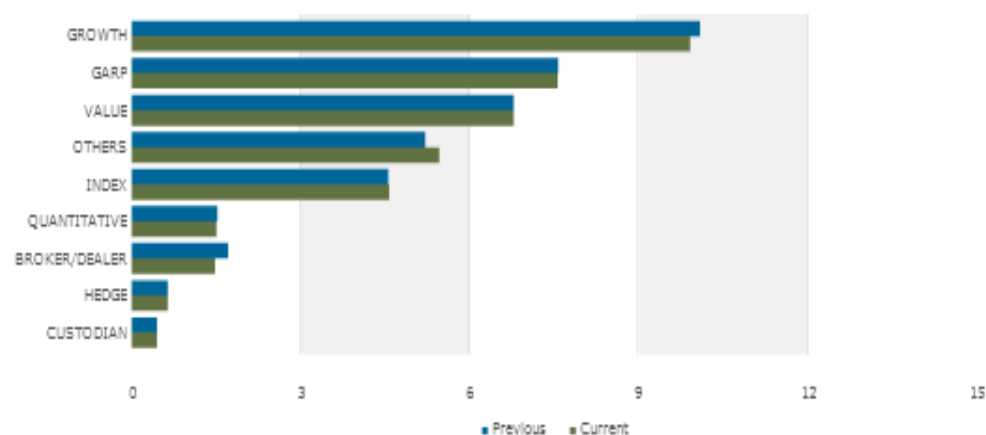
	FII	Previous-23/10/2015	Current-30/10/2015	Buy	Sell
1	NEW HORIZON WEALTH MANAGEMENT PRIVATE LIMITED	1,325,000	1,955,000	630,000	(
2	NEUBERGER BERMAN, LLC	1,680,215	1,932,182	251,967	(
3	BLACKROCK ADVISORS (UK) LTD	5,467,096	5,550,296	83,200	(
4	OPPENHEIMER FUNDS, INC.	7,519,543	7,579,790	60,247	(
5	SOCIETE GENERALE	126,474	178,243	51,769	(
6	COPTHALL MAURITIUS INVESTMENT LTD	1,037,839	1,081,181	43,342	(
7	PIONEER INVESTMENT MANAGEMENT LTD.	9,101	51,275	42,174	(
8	SWISS FINANCE CORPORATION (MAURITIUS) LIMITED	94,483	133,521	39,038	(
9	MIRAE ASSET GLOBAL INVESTMENTS (HONG KONG) LIMITED	1,549,961	1,588,125	38,164	(
10	BNP PARIBAS ASSET MANAGEMENT, INC.	398,171	429,733	31,562	(
11	ANDR & AD. FONDEN	0.670	70.007	10.483	(

 Buyers
  Sellers

 Download

## FIIs -Style Distribution (Week on Week)

	Style	% Current Week-30/10/2015	% Previous Week-23/10/2015
1	GROWTH	9.91	10.08
2	GARP	7.56	7.57
3	VALUE	6.78	6.78
4	OTHERS	5.46	5.21
5	INDEX	4.57	4.55
6	QUANTITATIVE	1.50	1.52
7	BROKER/DEALER	1.48	1.71
8	HEDGE	0.64	0.64
9	CUSTODIAN	0.45	0.45
<b>TOTAL</b>		<b>38.35</b>	<b>38.51</b>



Download